



SUMITOMO

CARBIDE - CBN - DIAMOND

WDX Coolant-thru Drill Promo
available in 0.5625" to 2.625"
diameters

WDX Indexable Drill



SUMITOMO

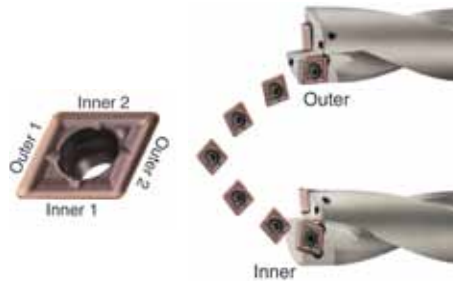
CARBIDE - CBN - DIAMOND



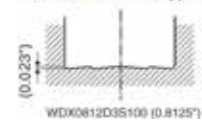
Features & Benefits

- **Excellent hole accuracy**
New balanced design for stable drilling
- **Excellent chip control**
Three chipbreakers for superior chip control
- **Wide Application Range**
Insert grades for longer tool life:
ACP300 for steel and ACK300 for cast iron
DL1500 for aluminum
- **Economical**
Four-cornered insert design for easy tool management and reduce cost
- **Coolant-through Design**
Longer tool life reduces cost per part

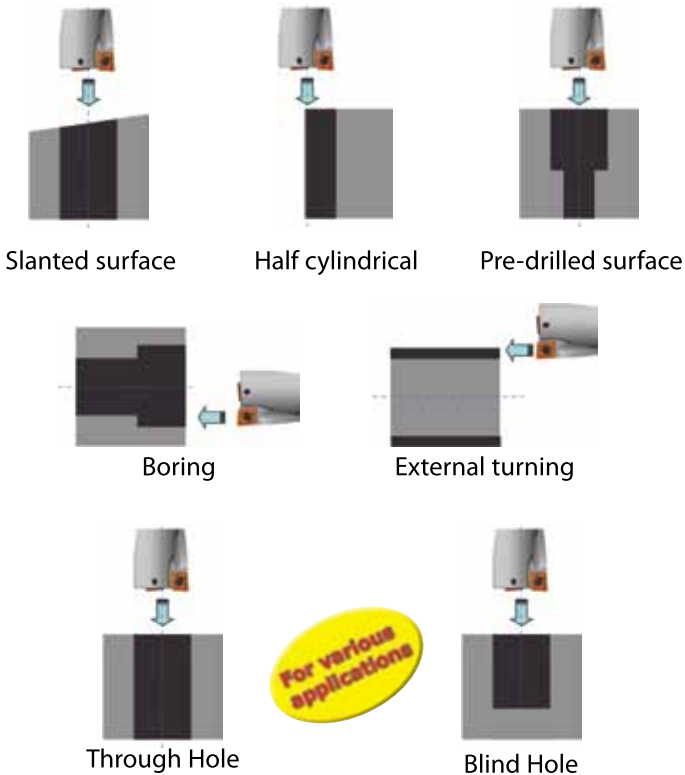
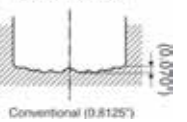
L type chipbreaker	G type chipbreaker	H type chipbreaker
Excellent chip control in low feed rate	First choice for general applications	Strong cutting edge for higher feed rates



SumiDrill WDX type



Conventional

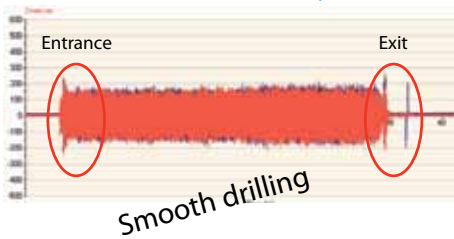


SumiDrill WDX Inserts

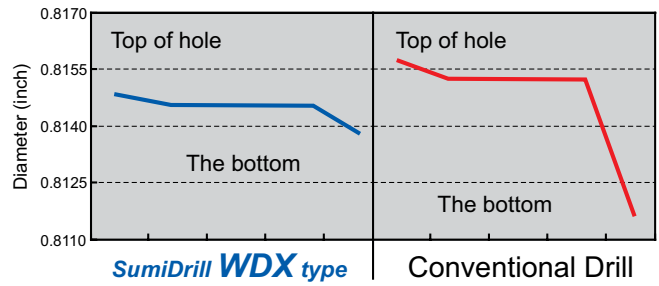
Catalog Number	Stock			Fig.	L	T	R	WDX Body
	ACP300	ACK300	DL1500					
WDXT052504-L	●	●		3				WDX0625D□
WDXT052504-G	●	●	●	4	0.1969	0.0984	0.0157	~ WDX0687D□
WDXT052504-H	●	●		5				
WDXT063006-L	●	●		3				WDX0750D□
WDXT063006-G	●	●	●	4	0.2362	0.1181	0.0236	~ WDX0875D□
WDXT063006-H	●	●		5				
WDXT073506-L	●	●		3				WDX0937D□
WDXT073506-G	●	●	●	4	0.2953	0.1378	0.0236	~ WDX1125D□
WDXT073506-H	●	●		5				
WDXT094008-L	●	●		3				WDX1187D□
WDXT094008-G	●	●	●	4	0.3780	0.1575	0.0315	~ WDX1437D□
WDXT094008-H	●	●		5				
WDXT125012-L	●	●		3				WDX1500D□
WDXT125012-G	●	●	●	4	0.4882	0.1969	0.0472	~ WDX1750D□
WDXT125012-H	●	●		5				
WDXT156012-L	●	●		3				WDX1813D□
WDXT156012-G	●	●	●	4	0.5984	0.2362	0.0472	~ WDX2125D□
WDXT156012-H	●	●		5				
WDXT186012-L	●	●		3				WDX2250D□
WDXT186012-G	●	●	●	4	0.7087	0.2362	0.0472	~ WDX2625D□
WDXT186012-H	●	●		5				

Stable Drilling

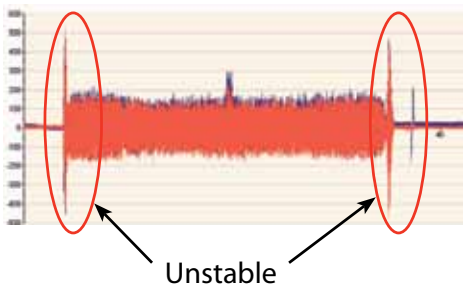
SumiDrill WDX type



Comparison of Hole Accuracy



Conventional



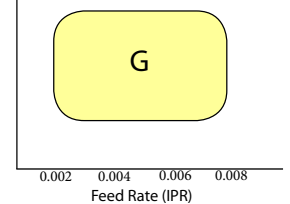
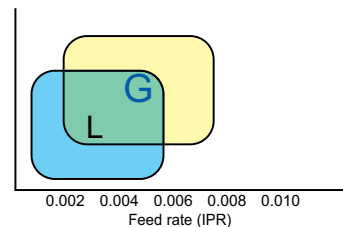
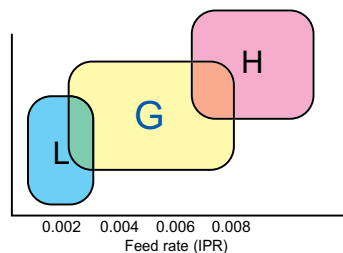
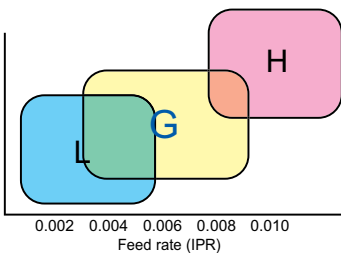
Recommended Running Conditions

Material	Chipbreaker-Grade	Speed (SFM)	2XD WDX Drill Series		3XD WDX Drill Series		4XD & 5XD WDX Drill Series	
			0.5625" - 1.000"	1.000" - 2.625"	0.5625" - 1.000"	1.000" - 2.625"	0.5625" - 1.000"	1.000" - 2.625"
			Feed Rate (IPR)		Feed Rate (IPR)		Feed Rate (IPR)	
Steel	G-ACP300	200 - 725	0.002 - 0.010	0.002 - 0.013	0.0015 - 0.008	0.002 - 0.0105	0.002 - 0.007	0.002 - 0.0095
	L-ACP300	200 - 725	0.0015 - 0.006	0.0015 - 0.008	0.0015 - 0.004	0.0015 - 0.0065	0.0015 - 0.0035	0.0015 - 0.006
Stainless Steel	G-ACP300	300 - 600	0.0025 - 0.007	0.0025 - 0.0095	0.0025 - 0.006	0.0025 - 0.0085	0.0025 - 0.005	0.0025 - 0.0075
Gray Cast Iron	H-ACK300	400 - 650	0.004 - 0.014	0.0045 - 0.017	0.004 - 0.012	0.0045 - 0.0145	0.004 - 0.0105	0.0045 - 0.013
Ductile Iron	H-ACK300	300 - 500	0.004 - 0.014	0.0045 - 0.017	0.004 - 0.012	0.0045 - 0.0145	0.004 - 0.0105	0.0045 - 0.017
Exotic Material	G-ACP300	80 - 250	0.0025 - 0.0075	0.0025 - 0.0095	0.0025 - 0.006	0.0025 - 0.0085	0.0025 - 0.005	0.0025 - 0.0075
Aluminum	G-DL1500	800 - 1500	0.002 - 0.006	0.004 - 0.008	0.002 - 0.006	0.004 - 0.008	0.002 - 0.004	0.003 - 0.007

Feed Rate Map



- Carbon steel, easy chip controlled steel
- Soft steel, difficult chip controlled steel
- Stainless steel, other adhesional steel
- Aluminum, Non-ferrous Material



2XD & 3XD-INCH WDX

WDX Indexable Coolant Through Drills

SumiDrill WDX Bodies - 2XD - INCH

Catalog Number	Stock	øDc	L1	L2	L3	ød	øDs	L4	Fig.	Screw	Wrench	Insert
WDX0562D2S075	●	0.5625	3.8330	1.8330	1.2420	1.1020	0.7500	2.0000		BFTX01604N	TRX06	WDXT042004
WDX0594D2S075	●	0.5937	3.8960	1.8960	1.3060	1.1020	0.7500	2.0000		BFTX01604N	TRX06	WDXT042004
WDX0625D2S100	●	0.6250	4.4590	1.9590	1.3680	1.2600	1.0000	2.5000		BFTX0204N	TRX06	WDXT052504
WDX0656D2S100	●	0.6562	4.5210	2.0210	1.4300	1.2600	1.0000	2.5000		BFTX0204N	TRX06	WDXT052504
WDX0687D2S100	●	0.6875	4.5830	2.0830	1.4920	1.2600	1.0000	2.5000	1	BFTX0204N	TRX06	WDXT052504
WDX0750D2S100	●	0.7500	4.7090	2.2090	1.6180	1.2990	1.0000	2.5000		BFTY02206	TRD07	WDXT063006
WDX0787D2S100	●	0.7870	4.7830	2.2830	1.6920	1.2990	1.0000	2.5000		BFTY02206	TRD07	WDXT063006
WDX0812D2S100	●	0.8125	4.8340	2.3340	1.7430	1.2990	1.0000	2.5000		BFTY02206	TRD07	WDXT063006
WDX0875D2S100	●	0.8750	4.9590	2.4590	1.8680	1.2990	1.0000	2.5000		BFTY02206	TRD07	WDXT063006
WDX0937D2S125	●	0.9375	5.2020	2.7020	1.9930	1.6140	1.2500	2.5000		BFTX02506N	TRD08	WDXT073506
WDX1000D2S125	●	1.0000	5.3270	2.8270	2.1180	1.6140	1.2500	2.5000		BFTX02506N	TRD08	WDXT073506
WDX1062D2S125	●	1.0625	5.9520	2.9520	2.2430	1.6140	1.2500	3.0000		BFTX02506N	TRD08	WDXT073506
WDX1125D2S125	●	1.1250	6.0770	3.0770	2.3680	1.6140	1.2500	3.0000		BFTX02506N	TRD08	WDXT073506
WDX1187D2S125	●	1.1875	6.3590	3.3590	2.5320	1.9680	1.2500	3.0000	2	BFTX03584	TRX15	WDXT094008
WDX1250D2S125	●	1.2500	6.4840	3.4840	2.6570	1.9680	1.2500	3.0000		BFTX03584	TRX15	WDXT094008
WDX1312D2S150	●	1.3125	6.7270	3.7270	2.7820	2.1260	1.5000	3.0000		BFTX03584	TRX15	WDXT094008
WDX1375D2S150	●	1.3750	6.8520	3.8520	2.9070	2.1260	1.5000	3.0000		BFTX03584	TRX15	WDXT094008
WDX1437D2S150	●	1.4375	6.9770	3.9770	3.0320	2.1260	1.5000	3.0000		BFTX03584	TRX15	WDXT094008
WDX1500D2S150	●	1.5000	7.1020	4.1020	3.1570	1.9490	1.5000	3.0000		BFTX0511N	TRD20	WDXT125012
WDX1562D2S150	●	1.5625	7.2260	4.2260	3.2810	1.9490	1.5000	3.0000		BFTX0511N	TRD20	WDXT125012
WDX1625D2S150	●	1.6250	7.3520	4.3520	3.4070	1.9490	1.5000	3.0000		BFTX0511N	TRD20	WDXT125012
WDX1687D2S150	●	1.6875	7.4780	4.4780	3.5330	1.9490	1.5000	3.0000		BFTX0511N	TRD20	WDXT125012
WDX1750D2S150	●	1.7500	7.6020	4.6020	3.6570	1.9490	1.5000	3.0000		BFTX0511N	TRD20	WDXT125012
WDX1812D2S150	●	1.8125	7.7280	4.7280	3.7830	1.9490	1.5000	3.0000		BFTX0615N	TRD25	WDXT156012
WDX1875D2S150	●	1.8750	7.8520	4.8520	3.9070	1.9490	1.5000	3.0000		BFTX0615N	TRD25	WDXT156012
WDX1937D2S150	●	1.9375	7.9780	4.9780	4.0330	1.9490	1.5000	3.0000		BFTX0615N	TRD25	WDXT156012
WDX2000D2S150	●	2.0000	8.1020	5.1020	4.1570	1.9490	1.5000	3.0000	3	BFTX0615N	TRD25	WDXT156012
WDX2125D2S150	●	2.1250	8.3520	5.3520	4.4070	1.9490	1.5000	3.0000		BFTX0615N	TRD25	WDXT156012
WDX2250D2S150	●	2.2500	9.0750	6.0750	4.8150	2.1730	1.5000	3.0000		BFTX0615N	TRD25	WDXT186012
WDX2375D2S150	●	2.3750	9.3270	6.3270	5.0670	2.2950	1.5000	3.0000		BFTX0615N	TRD25	WDXT186012
WDX2500D2S150	●	2.5000	9.5750	6.5750	5.3150	2.4210	1.5000	3.0000		BFTX0615N	TRD25	WDXT186012
WDX2625D2S150	●	2.6250	9.8270	6.8270	5.5670	2.5470	1.5000	3.0000		BFTX0615N	TRD25	WDXT186012

● = USA Stocked item

SumiDrill WDX Bodies - 3XD - INCH

Catalog Number	Stock	øDc	L1	L2	L3	ød	øDs	L4	Fig.	Screw	Wrench	Insert
WDX0562D3S075	●	0.5625	4.3950	2.3950	1.8040	1.1020	0.7500	2.0000		BFTX01604N	TRX06	WDXT042004
WDX0594D3S075	●	0.5937	4.4910	2.4910	1.9000	1.1020	0.7500	2.0000		BFTX01604N	TRX06	WDXT042004
WDX0625D3S100	●	0.6250	5.0840	2.5840	1.9930	1.2600	1.0000	2.5000		BFTX0204N	TRX06	WDXT052504
WDX0656D3S100	●	0.6562	5.1770	2.6770	2.0860	1.2600	1.0000	2.5000		BFTX0204N	TRX06	WDXT052504
WDX0687D3S100	●	0.6875	5.2700	2.7700	2.1790	1.2600	1.0000	2.5000	1	BFTX0204N	TRX06	WDXT052504
WDX0750D3S100	●	0.7500	5.4590	2.9590	2.3680	1.2990	1.0000	2.5000		BFTY02206	TRD07	WDXT063006
WDX0787D3S100	●	0.7870	5.5700	3.0700	2.4790	1.2990	1.0000	2.5000		BFTY02206	TRD07	WDXT063006
WDX0812D3S100	●	0.8125	5.6460	3.1460	2.5560	1.2990	1.0000	2.5000		BFTY02206	TRD07	WDXT063006
WDX0875D3S100	●	0.8750	5.8340	3.3340	2.7430	1.2990	1.0000	2.5000		BFTY02206	TRD07	WDXT063006
WDX0937D3S125	●	0.9375	6.1390	3.6390	2.9310	1.6140	1.2500	2.5000		BFTX02506N	TRD08	WDXT073506
WDX1000D3S125	●	1.0000	6.3270	3.8270	3.1180	1.6140	1.2500	2.5000		BFTX02506N	TRD08	WDXT073506
WDX1062D3S125	●	1.0625	7.0140	4.0140	3.3060	1.6140	1.2500	3.0000		BFTX02506N	TRD08	WDXT073506
WDX1125D3S125	●	1.1250	7.2020	4.2020	3.4930	1.6140	1.2500	3.0000		BFTX02506N	TRD08	WDXT073506
WDX1187D3S125	●	1.1875	7.5470	4.5470	3.7200	1.9680	1.2500	3.0000	2	BFTX03584	TRX15	WDXT094008
WDX1250D3S125	●	1.2500	7.7340	4.7340	3.9070	1.9680	1.2500	3.0000		BFTX03584	TRX15	WDXT094008
WDX1312D3S150	●	1.3125	8.0400	5.0400	4.0950	2.1260	1.5000	3.0000		BFTX03584	TRX15	WDXT094008
WDX1375D3S150	●	1.3750	8.2270	5.2270	4.2820	2.1260	1.5000	3.0000		BFTX03584	TRX15	WDXT094008
WDX1437D3S150	●	1.4375	8.4150	5.4150	4.4700	2.1260	1.5000	3.0000		BFTX03584	TRX15	WDXT094008
WDX1500D3S150	●	1.5000	8.8780	5.8780	4.6970	1.9490	1.5000	3.0000		BFTX0511N	TRD20	WDXT125012
WDX1562D3S150	●	1.5625	9.0640	6.0640	4.8830	1.9490	1.5000	3.0000		BFTX0511N	TRD20	WDXT125012
WDX1625D3S150	●	1.6250	9.2530	6.2530	5.0720	1.9490	1.5000	3.0000		BFTX0511N	TRD20	WDXT125012
WDX1687D3S150	●	1.6875	9.4420	6.4420	5.2610	1.9490	1.5000	3.0000		BFTX0511N	TRD20	WDXT125012
WDX1750D3S150	●	1.7500	9.6280	6.6280	5.4470	1.9490	1.5000	3.0000		BFTX0511N	TRD20	WDXT125012
WDX1812D3S150	●	1.8125	9.8170	6.8170	5.6360	1.9490	1.5000	3.0000		BFTX0615N	TRD25	WDXT156012
WDX1875D3S150	●	1.8750	10.0030	7.0030	5.8820	1.9490	1.5000	3.0000		BFTX0615N	TRD25	WDXT156012
WDX1937D3S150	●	1.9375	10.1920	7.1920	6.0110	1.9490	1.5000	3.0000		BFTX0615N	TRD25	WDXT156012
WDX2000D3S150	●	2.0000	10.3780	7.3780	6.1970	1.9490	1.5000	3.0000	3	BFTX0615N	TRD25	WDXT156012
WDX2125D3S150	●	2.1250	10.7530	7.7530	6.5720	1.9490	1.5000	3.0000		BFTX0615N	TRD25	WDXT156012
WDX2250D3S150	●	2.2500	11.3270	8.3270	7.0670	2.1730	1.5000	3.0000		BFTX0615N	TRD25	WDXT186012
WDX2375D3S150	●	2.3750	11.7010	8.7010	7.4410	2.2950	1.5000	3.0000		BFTX0615N	TRD25	WDXT186012
WDX2500D3S150	●	2.5000	12.0750	9.0750	7.8150	2.4210	1.5000	3.0000		BFTX0615N	TRD25	WDXT186012
WDX2625D3S150	●	2.6250	12.4490	9.4490	8.1890	2.5470	1.5000	3.0000		BFTX0615N	TRD25	WDXT186012

● = USA Stocked item

4XD & 5XD-INCH WDX

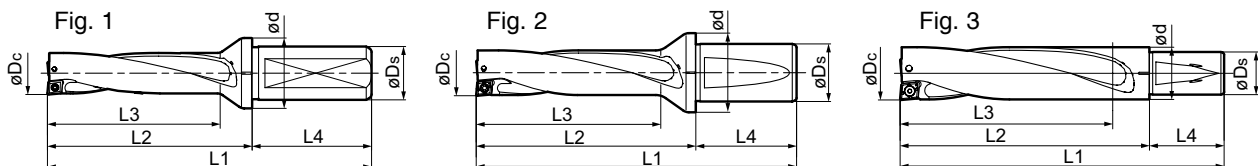
WDX Indexable Coolant Through Drills

SumiDrill WDX Bodies - 4XD - INCH												
Catalog Number	Stock	øDc	L1	L2	L3	ød	øDs	L4	Fig.	Screw	Wrench	Insert
WDX0562D4S075	●	0.5625	4.9570	2.9570	2.3660	1.1020	0.7500	2.0000	1	BFTX01604N	TRX06	WDXT042004
WDX0594D4S075	●	0.5937	5.0850	3.0850	2.4940	1.1020	0.7500	2.0000		BFTX01604N	TRX06	WDXT042004
WDX0625D4S100	●	0.6250	5.7090	3.2090	2.6180	1.2600	1.0000	2.5000		BFTX0204N	TRX06	WDXT052504
WDX0656D4S100	●	0.6562	5.8330	3.3330	2.7420	1.2600	1.0000	2.5000		BFTX0204N	TRX06	WDXT052504
WDX0687D4S100	●	0.6875	5.9570	3.4570	2.8660	1.2600	1.0000	2.5000		BFTX0204N	TRX06	WDXT052504
WDX0750D4S100	●	0.7500	6.2090	3.7090	3.1180	1.2990	1.0000	2.5000		BFTY02206	TRD07	WDXT063006
WDX0787D4S100	●	0.7870	6.3570	3.8570	3.2660	1.2990	1.0000	2.5000		BFTY02206	TRD07	WDXT063006
WDX0812D4S100	●	0.8125	6.4590	3.9590	3.3680	1.2990	1.0000	2.5000		BFTY02206	TRD07	WDXT063006
WDX0875D4S100	●	0.8750	6.7090	4.2090	3.6180	1.2990	1.0000	2.5000		BFTY02206	TRD07	WDXT063006
WDX0937D4S125	●	0.9375	7.0770	4.5770	3.8680	1.6140	1.2500	2.5000		BFTX02506N	TRD08	WDXT073506
WDX1000D4S125	●	1.0000	7.3270	4.8270	4.1180	1.6140	1.2500	2.5000	BFTX02506N	TRD08	WDXT073506	
WDX1062D4S125	●	1.0625	8.0770	5.0770	4.3680	1.6140	1.2500	3.0000	BFTX02506N	TRD08	WDXT073506	
WDX1125D4S125	●	1.1250	8.3270	5.3270	4.6180	1.6140	1.2500	3.0000	BFTX02506N	TRD08	WDXT073506	
WDX1187D4S125	●	1.1875	8.7340	5.7340	4.9070	1.9680	1.2500	3.0000	BFTX03584	TRX15	WDXT094008	
WDX1250D4S125	●	1.2500	8.9840	5.9840	5.1570	1.9680	1.2500	3.0000	BFTX03584	TRX15	WDXT094008	
WDX1312D4S150	●	1.3125	9.3520	6.3520	5.4070	2.1260	1.5000	3.0000	BFTX03584	TRX15	WDXT094008	
WDX1375D4S150	●	1.3750	9.6020	6.6020	5.6570	2.1260	1.5000	3.0000	BFTX03584	TRX15	WDXT094008	
WDX1437D4S150	●	1.4375	9.8520	6.8520	5.9070	2.1260	1.5000	3.0000	BFTX03584	TRX15	WDXT094008	
WDX1500D4S150	●	1.5000	10.3780	7.3780	6.1970	1.9490	1.5000	3.0000	BFTX0511N	TRD20	WDXT125012	
WDX1562D4S150	●	1.5625	10.6260	7.6260	6.4450	1.9490	1.5000	3.0000	BFTX0511N	TRD20	WDXT125012	
WDX1625D4S150	●	1.6250	10.8780	7.8780	6.6970	1.9490	1.5000	3.0000	BFTX0511N	TRD20	WDXT125012	
WDX1687D4S150	●	1.6875	11.1300	8.1300	6.9490	1.9490	1.5000	3.0000	BFTX0511N	TRD20	WDXT125012	
WDX1750D4S150	●	1.7500	11.3780	8.3780	7.1970	1.9490	1.5000	3.0000	BFTX0511N	TRD20	WDXT125012	
WDX1812D4S150	●	1.8125	11.6300	8.6300	7.4490	1.9490	1.5000	3.0000	BFTX0615N	TRD25	WDXT156012	
WDX1875D4S150	●	1.8750	11.8780	8.8780	7.6970	1.9490	1.5000	3.0000	BFTX0615N	TRD25	WDXT156012	
WDX1937D4S150	●	1.9375	12.1300	9.1300	7.9490	1.9490	1.5000	3.0000	BFTX0615N	TRD25	WDXT156012	
WDX2000D4S150	●	2.0000	12.3780	9.3780	8.1970	1.9490	1.5000	3.0000	BFTX0615N	TRD25	WDXT156012	
WDX2125D4S150	●	2.1250	12.8780	9.8780	8.6970	1.9490	1.5000	3.0000	BFTX0615N	TRD25	WDXT156012	
WDX2250D4S150	●	2.2500	13.5750	10.5750	9.3150	2.1730	1.5000	3.0000	BFTX0615N	TRD25	WDXT186012	
WDX2375D4S150	●	2.3750	14.0750	11.0750	9.8150	2.2950	1.5000	3.0000	BFTX0615N	TRD25	WDXT186012	
WDX2500D4S150	●	2.5000	14.5750	11.5750	10.3150	2.4210	1.5000	3.0000	BFTX0615N	TRD25	WDXT186012	

● = USA Stocked item

SumiDrill WDX Bodies - 5XD* - INCH												
Catalog Number	Stock	øDc	L1	L2	L3	ød	øDs	L4	Fig.	Screw	Wrench	Insert
WDX0562D5S075	●	0.5620	5.5190	3.5190	2.9280	1.1020	0.7500	2.0000	1	BFTX01604N	TRX06	WDXT042004
WDX0594D5S075	●	0.5940	5.6790	3.6790	3.0880	1.1020	0.7500	2.0000		BFTX01604N	TRX06	WDXT042004
WDX0625D5S100	●	0.6250	6.3340	3.8340	3.2430	1.2600	1.0000	2.5000		BFTX0204N	TRX06	WDXT052504
WDX0656D5S100	●	0.6560	6.4890	3.9890	3.3980	1.2600	1.0000	2.5000		BFTX0204N	TRX06	WDXT052504
WDX0687D5S100	●	0.6870	6.6440	4.1440	3.5530	1.2600	1.0000	2.5000		BFTX0204N	TRX06	WDXT052504
WDX0750D5S100	●	0.7500	6.9590	4.4590	3.8680	1.2990	1.0000	2.5000		BFTY02206	TRD07	WDXT063006
WDX0787D5S100	●	0.7870	7.1440	4.6440	4.0530	1.2990	1.0000	2.5000		BFTY02207	TRD07	WDXT063006
WDX0812D5S100	●	0.8120	7.2690	4.7690	4.1780	1.2990	1.0000	2.5000		BFTY02208	TRD07	WDXT063006
WDX0875D5S100	●	0.8750	7.5840	5.0840	4.4930	1.2990	1.0000	2.5000		BFTY02209	TRD07	WDXT063006
WDX0937D5S125	●	0.9370	8.0120	5.5120	4.8030	1.6140	1.2500	2.5000		BFTX02506N	TRD08	WDXT073506
WDX1000D5S125	●	1.0000	8.3270	5.8270	5.1180	1.6140	1.2500	2.5000	BFTX02506N	TRD08	WDXT073506	
WDX1062D5S125	●	1.0620	9.1370	6.1370	5.4280	1.6140	1.2500	3.0000	BFTX02506N	TRD08	WDXT073506	
WDX1125D5S125	●	1.1250	9.4520	6.4520	5.7430	1.6140	1.2500	3.0000	BFTX02506N	TRD08	WDXT073506	
WDX1187D5S125	●	1.1870	9.9200	6.9200	6.0930	1.9680	1.2500	3.0000	BFTX03584	TRX15	WDXT094008	
WDX1250D5S125	●	1.2500	10.2350	7.2350	6.4080	1.9680	1.2500	3.0000	BFTX03585	TRX15	WDXT094008	
WDX1312D5S150	●	1.3120	10.6630	7.6630	6.7180	2.1260	1.5000	3.0000	BFTX03586	TRX15	WDXT094008	
WDX1375D5S150	●	1.3750	10.9780	7.9780	7.0330	2.1260	1.5000	3.0000	BFTX03587	TRX15	WDXT094008	
WDX1437D5S150	●	1.4370	11.2880	8.2880	7.3430	2.1260	1.5000	3.0000	BFTX03588	TRX15	WDXT094008	
WDX1500D5S150	●	1.5000	11.8780	8.8780	7.6970	1.9490	1.5000	3.0000	BFTX0511N	TRD20	WDXT125012	
WDX1625D5S150	●	1.6250	12.5030	9.5030	8.3220	1.9490	1.5000	3.0000	BFTX0511N	TRD20	WDXT125012	
WDX1750D5S150	●	1.7500	13.1280	10.1280	8.9470	1.9490	1.5000	3.0000	BFTX0511N	TRD20	WDXT125012	
WDX1875D5S150	●	1.8750	13.7530	10.7530	9.5720	1.9490	1.5000	3.0000	BFTX0615N	TRD25	WDXT156012	
WDX2000D5S150	●	2.0000	14.3780	11.3780	10.1970	1.9490	1.5000	3.0000	BFTX0615N	TRD25	WDXT156012	
WDX2125D5S150	●	2.1250	15.0030	12.0030	10.8220	1.9490	1.5000	3.0000	BFTX0615N	TRD25	WDXT156012	

● = USA Stocked item



2XD & 3XD-Metric

WDX

WDX Indexable Coolant Through Drills

SumiDrill WDX Bodies - 2XD - METRIC

Catalog Number	Stock	øD _c	L	ℓ ₁	ℓ	øD ₁	øD ₃	ℓ _s	Insert	Fig.
WDX130D2S20	●	13.0	88	44	29					
WDX135D2S20	●	13.5	89	45	30					
WDX140D2S20	●	14.0	90	46	31	28.0	20	44	WDXT 042004	
WDX145D2S20	●	14.5	91	47	32					
WDX150D2S20	●	15.0	92	48	33					
WDX155D2S20	●	15.5	93	49	34					
WDX160D2S20	●	16.0	94	50	35					
WDX165D2S20	●	16.5	95	51	36	30.0	20	44	WDXT 052504	
WDX170D2S20	●	17.0	96	52	37					
WDX175D2S25	●	17.5	109	53	38	32.0	25	56		
WDX180D2S25	●	18.0	110	54	39					
WDX185D2S25	●	18.5	111	55	40					
WDX190D2S25	●	19.0	112	56	41					
WDX195D2S25	●	19.5	113	57	42					
WDX200D2S25	●	20.0	114	58	43					
WDX205D2S25	●	20.5	115	59	44	33.0	25	56	WDXT 063006	
WDX210D2S25	●	21.0	116	60	45					
WDX215D2S25	●	21.5	117	61	46					
WDX220D2S25	●	22.0	118	62	47					
WDX225D2S25	●	22.5	119	63	48					
WDX230D2S25	●	23.0	123	67	49					
WDX235D2S25	●	23.5	124	68	50					
WDX240D2S25	●	24.0	125	69	51	37.0	25	56		
WDX245D2S25	●	24.5	126	70	52					
WDX250D2S25	●	25.0	127	71	53					
WDX255D2S32	●	25.5	134	74	54					
WDX260D2S32	●	26.0	135	75	55					
WDX265D2S32	●	26.5	136	76	56					
WDX270D2S32	●	27.0	137	77	57	41.0	32	60	WDXT 073506	
WDX275D2S32	●	27.5	138	78	58					
WDX280D2S32	●	28.0	139	79	59					
WDX285D2S32	●	28.5	140	80	60					
WDX290D2S32	●	29.0	143	83	62					
WDX295D2S32	●	29.5	144	84	63	50.0	32	60		
WDX300D2S40	●	30.0	158	88	64					
WDX310D2S40	●	31.0	160	90	66					
WDX320D2S40	●	32.0	162	92	68					
WDX330D2S40	●	33.0	164	94	70	54.0	40	70	WDXT 094008	
WDX340D2S40	●	34.0	166	96	72					
WDX350D2S40	●	35.0	168	98	74					
WDX360D2S40	●	36.0	170	100	76					
WDX370D2S40	●	37.0	179	109	79					
WDX380D2S40	●	38.0	181	111	81					
WDX390D2S40	●	39.0	183	113	83					
WDX400D2S40	●	40.0	185	115	85					
WDX410D2S40	●	41.0	187	117	87	49.5	40	70	WDXT 125012	
WDX420D2S40	●	42.0	189	119	89					
WDX430D2S40	●	43.0	191	121	91					
WDX440D2S40	●	44.0	193	123	93					
WDX450D2S40	●	45.0	195	125	95					
WDX460D2S40	●	46.0	197	127	97					
WDX470D2S40	●	47.0	199	129	99					
WDX480D2S40	●	48.0	201	131	101	49.5				
WDX490D2S40	●	49.0	203	133	103					
WDX500D2S40	●	50.0	205	135	105					
WDX510D2S40	●	51.0	207	137	107					
WDX520D2S40	●	52.0	209	139	109	50.5	40	70	WDXT 156012	
WDX530D2S40	●	53.0	211	141	111	51.5				
WDX540D2S40	●	54.0	213	143	113	52.5				
WDX550D2S40	●	55.0	215	145	115	53.5				
WDX560D2S40	★	56.0	222	152	120	54.0				
WDX570D2S40	★	57.0	224	154	122	55.0				
WDX580D2S40	★	58.0	226	156	124	56.0				
WDX590D2S40	★	59.0	228	158	126	57.0				
WDX600D2S40	★	60.0	230	160	128	58.0				
WDX610D2S40	★	61.0	232	162	130	59.0				
WDX620D2S40	★	62.0	234	164	132	60.0				
WDX630D2S40	★	63.0	236	166	134	61.0				
WDX640D2S40	★	64.0	238	168	136	62.0				
WDX650D2S40	★	65.0	240	170	138	63.0				
WDX660D2S40	★	66.0	242	172	140	64.0				
WDX670D2S40	★	67.0	244	174	142	65.0				
WDX680D2S40	★	68.0	246	176	144	66.0				

SumiDrill WDX Bodies - 3XD - METRIC

Catalog Number	Stock	øD _c	L	ℓ ₁	ℓ	øD ₁	øD ₃	ℓ _s	Insert	Fig.
WDX130D3S20	●	13.0	101.0	57.0	42.0					
WDX135D3S20	●	13.5	102.5	58.5	43.5					
WDX140D3S20	●	14.0	104.0	60.0	45.0	28.0	20	44	WDXT 042004	
WDX145D3S20	●	14.5	105.5	61.5	46.5					
WDX150D3S20	●	15.0	107.0	63.0	48.0					
WDX155D3S20	●	15.5	108.5	64.5	49.5					
WDX160D3S20	●	16.0	110.0	66.0	51.0					
WDX165D3S20	●	16.5	111.5	67.5	52.5	30.0	20	44	WDXT 052504	
WDX170D3S20	●	17.0	113.0	69.0	54.0					
WDX175D3S25	●	17.5	126.5	70.5	55.5	32.0	25	56		
WDX180D3S25	●	18.0	128.0	72.0	57.0					
WDX185D3S25	●	18.5	129.5	73.5	58.5					
WDX190D3S25	●	19.0	131.0	75.0	60.0					
WDX195D3S25	●	19.5	132.5	76.5	61.5					
WDX200D3S25	●	20.0	134.0	78.0	63.0					
WDX205D3S25	●	20.5	135.5	79.5	64.5	33.0	25	56	WDXT 063006	
WDX210D3S25	●	21.0	137.0	81.0	66.0					
WDX215D3S25	●	21.5	138.5	82.5	67.5					
WDX220D3S25	●	22.0	140.0	84.0	69.0					
WDX225D3S25	●	22.5	141.5	85.5	70.5					
WDX230D3S25	●	23.0	146.0	90.0	72.0					
WDX235D3S25	●	23.5	147.5	91.5	73.5					
WDX240D3S25	●	24.0	149.0	93.0	75.0	37.0	25	56		
WDX245D3S25	●	24.5	150.5	94.5	76.5					
WDX250D3S25	●	25.0	152.0	96.0	78.0					
WDX255D3S32	●	25.5	159.5	99.5	79.5					
WDX260D3S32	●	26.0	161.0	101.0	81.0					
WDX265D3S32	●	26.5	162.5	102.5	82.5					
WDX270D3S32	●	27.0	164.0	104.0	84.0	41.0	32	60	WDXT 073506	
WDX275D3S32	●	27.5	165.5	105.5	85.5					
WDX280D3S32	●	28.0	167.0	107.0	87.0					
WDX285D3S32	●	28.5	168.5	108.5	88.5					
WDX290D3S32	●	29.0	172.0	112.0	91.0					
WDX295D3S32	●	29.5	173.5	113.5	92.5					
WDX300D3S40	●	30.0	188.0	118.0	94.0					
WDX310D3S40	●	31.0	191.0	121.0	97.0					
WDX320D3S40	●	32.0	194.0	124.0	100.0					
WDX330D3S40	●	33.0	197.0	127.0	103.0	54.0	40	70	WDXT 094008	
WDX340D3S40	●	34.0	200.0	130.0	106.0					
WDX350D3S40	●	35.0	203.0	133.0	109.0					
WDX360D3S40	●	36.0	206.0	136.0	112.0					
WDX370D3S40	●	37.0	216.0	146.0	116.0					
WDX380D3S40	●	38.0	219.0	149.0	119.0					
WDX390D3S40	●	39.0	222.0	152.0	122.0					
WDX400D3S40	●	40.0	225.0	155.0	125.0					
WDX410D3S40	●	41.0	228.0	158.0	128.0	49.5	40	70	WDXT 125012	
WDX420D3S40	●	42.0	231.0	161.0	131.0					
WDX430D3S40	●	43.0	234.0	164.0	134.0					
WDX440D3S40	●	44.0	237.0	167.0	137.0					
WDX450D3S40	●	45.0	240.0	170.0	140.0					
WDX460D3S40	●	46.0	243.0	173.0	143.0					
WDX470D3S40	●	47.0	246.0	176.0	146.0					
WDX480D3S40	●	48.0	249.0	179.0	149.0	49.5				
WDX490D3S40	●	49.0	252.0	182.0	152.0					
WDX500D3S40	●	50.0	255.0	185.0	155.0					
WDX510D3S40	●	51.0	258.0	188.0	158.0					
WDX520D3S40	●	52.0	261.0	191.0	161.0	50.5	40	70	WDXT 156012	
WDX530D3S40	●	53.0	264.0	194.0	164.0	51.5				
WDX540D3S40	●	54.0	267.0	197.0	167.0	52.5				
WDX550D3S40	●	55.0	270.0	200.0	170.0	53.5				
WDX560D3S40	★	56.0	278.0	208.0	176.0	54.0				
WDX570D3S40	★	57.0	281.0	211.0	179.0	55.0				
WDX580D3S40	★	58.0	284.0	214.0	182.0	56.0				
WDX590D3S40	★	59.0	287.0	217.0	185.0	57.0				
WDX600D3S40	★	60.0	290.0	220.0	188.0	58.0				
WDX610D3S40	★	61.0	293.0	223.0	191.0	59.0				
WDX620D3S40	★	62.0	296.0	226.0	194.0	60.0				

4XD & 5XD-Metric

WDX

WDX Indexable Coolant Through Drills

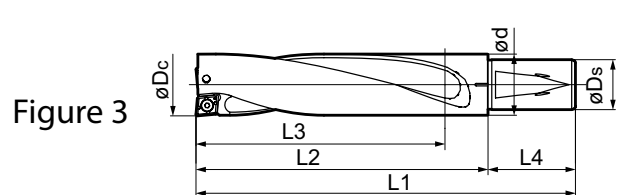
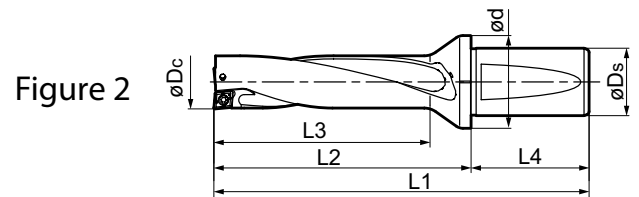
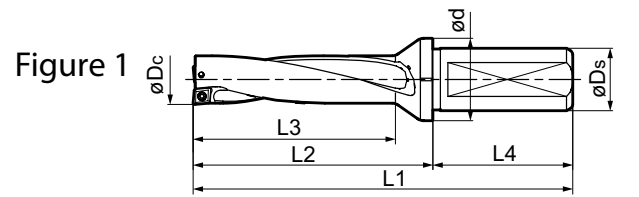
SumiDrill WDX Bodies - 4XD - METRIC											
Catalog Number	Stock	øD _c	L	ℓ ₁	ℓ	øD ₁	øD _s	ℓ _s	Insert	Fig.	
WDX130D4S20	●	13.0	114	70	55						
WDX135D4S20	●	13.5	116	72	57						
WDX140D4S20	●	14.0	118	74	59	28.0	20	44	WDXT 042004		
WDX145D4S20	●	14.5	120	76	61						
WDX150D4S20	●	15.0	122	78	63						
WDX155D4S20	●	15.5	124	80	65						
WDX160D4S20	●	16.0	126	82	67	30.0	20	44	WDXT 052504		
WDX165D4S20	●	16.5	128	84	69						
WDX170D4S20	●	17.0	130	86	71						
WDX175D4S25	●	17.5	144	88	73	32.0	25	56			
WDX180D4S25	●	18.0	146	90	75						
WDX185D4S25	●	18.5	148	92	77						
WDX190D4S25	●	19.0	150	94	79						1
WDX195D4S25	●	19.5	152	96	81						
WDX200D4S25	●	20.0	154	98	83						
WDX205D4S25	●	20.5	156	100	85	33.0	25	56	WDXT 063006		
WDX210D4S25	●	21.0	158	102	87						
WDX215D4S25	●	21.5	160	104	89						
WDX220D4S25	●	22.0	162	106	91						
WDX225D4S25	●	22.5	164	108	93						
WDX230D4S25	●	23.0	169	113	95						
WDX235D4S25	●	23.5	171	115	97						
WDX240D4S25	●	24.0	173	117	99	37.0	25	56			
WDX245D4S25	●	24.5	175	119	101						
WDX250D4S25	●	25.0	177	121	103						
WDX255D4S32	●	25.5	185	125	105						
WDX260D4S32	●	26.0	187	127	107						
WDX265D4S32	●	26.5	189	129	109						
WDX270D4S32	●	27.0	191	131	111	41.0	32	60	WDXT 073506		
WDX275D4S32	●	27.5	193	133	113						
WDX280D4S32	●	28.0	195	135	115						
WDX285D4S32	●	28.5	197	137	117						
WDX290D4S32	●	29.0	201	141	120						
WDX295D4S32	●	29.5	203	143	122	50.0	32	60			
WDX300D4S40	●	30.0	218	148	124						
WDX310D4S40	●	31.0	222	152	128						
WDX320D4S40	●	32.0	226	156	132						
WDX330D4S40	●	33.0	230	160	136	54.0	40	70	WDXT 094008		
WDX340D4S40	●	34.0	234	164	140						
WDX350D4S40	●	35.0	238	168	144						
WDX360D4S40	●	36.0	242	172	148						2
WDX370D4S40	●	37.0	253	183	153						
WDX380D4S40	●	38.0	257	187	157						
WDX390D4S40	●	39.0	261	191	161						
WDX400D4S40	●	40.0	265	195	165						
WDX410D4S40	●	41.0	269	199	169	49.5	40	70	WDXT 125012		
WDX420D4S40	●	42.0	273	203	173						
WDX430D4S40	●	43.0	277	207	177						
WDX440D4S40	●	44.0	281	211	181						
WDX450D4S40	●	45.0	285	215	185						
WDX460D4S40	●	46.0	289	219	189						
WDX470D4S40	●	47.0	293	223	193						
WDX480D4S40	●	48.0	297	227	197	49.5					
WDX490D4S40	●	49.0	301	231	201						
WDX500D4S40	●	50.0	305	235	205						
WDX510D4S40	●	51.0	309	239	209						
WDX520D4S40	●	52.0	313	243	213	50.5					
WDX530D4S40	●	53.0	317	247	217	51.5					
WDX540D4S40	●	54.0	321	251	221	52.5					
WDX550D4S40	●	55.0	325	255	225	53.5					
WDX560D4S40	★	56.0	334	264	232	54.0					
WDX570D4S40	★	57.0	338	268	236	55.0					
WDX580D4S40	★	58.0	342	272	240	56.0					
WDX590D4S40	★	59.0	346	276	244	57.0					
WDX600D4S40	★	60.0	350	280	248	58.0	40	70	WDXT 186012		
WDX610D4S40	★	61.0	354	284	252	59.0					
WDX620D4S40	★	62.0	358	288	256	60.0					
WDX630D4S40	★	63.0	362	292	260	61.0					

● = USA Stocked Item

★ = Worldwide Warehouse Item

SumiDrill WDX Bodies - 5XD* - METRIC											
Catalog Number	Stock	øD _c	L	ℓ ₁	ℓ	øD ₁	øD _s	ℓ _s	Insert	Fig.	
WDX 130D5S20	★	13.0	127.0	83.0	68.0						
WDX 135D5S20	★	13.5	129.5	85.5	70.5						
WDX 140D5S20	★	14.0	132.0	88.0	73.0	28.0	20.0	44.0	WDXT 042004		
WDX 145D5S20	★	14.5	134.5	90.5	75.5						
WDX 150D5S20	★	15.0	137.0	93.0	78.0						
WDX 155D5S20	★	15.5	139.5	95.5	80.5						
WDX 160D5S20	★	16.0	142.0	98.0	83.0	30.0	20.0	44.0	WDXT 052504		
WDX 165D5S20	★	16.5	144.5	100.5	85.5						
WDX 170D5S20	★	17.0	147.0	103.0	88.0						
WDX 175D5S25	★	17.5	161.5	105.5	90.5	32.0	25.0	56.0			
WDX 180D5S25	★	18.0	164.0	108.0	93.0						
WDX 185D5S25	★	18.5	166.5	110.5	95.5						1
WDX 190D5S25	★	19.0	169.0	113.0	98.0						
WDX 195D5S25	★	19.5	171.5	115.5	100.5						
WDX 200D5S25	★	20.0	174.0	118.0	103.0						
WDX 205D5S25	★	20.5	176.5	120.5	105.5	33.0	25.0	56.0	WDXT 063006		
WDX 210D5S25	★	21.0	179.0	123.0	108.0						
WDX 215D5S25	★	21.5	181.5	125.5	110.5						
WDX 220D5S25	★	22.0	184.0	128.0	113.0						
WDX 225D5S25	★	22.5	186.5	130.5	115.5						
WDX 230D5S25	★	23.0	192.0	136.0	118.0						
WDX 235D5S25	★	23.5	194.5	138.5	120.5						
WDX 240D5S25	★	24.0	197.0	141.0	123.0	37.0	25.0	56.0	WDXT 073506		
WDX 245D5S25	★	24.5	199.5	143.5	125.5						
WDX 250D5S25	★	25.0	202.0	146.0	128.0						
WDX 260D5S32	★	25.5	213.0	153.0	133.0						
WDX 270D5S32	★	26.0	218.0	158.0	138.0	41.0		60.0			
WDX 280D5S32	★	26.5	223.0	163.0	143.0						
WDX 290D5S32	★	27.0	230.0	170.0	149.0	50.0	32.0				
WDX 300D5S32	★	27.5	238.0	178.0	154.0			60.0			
WDX 310D5S32	★	28.0	243.0	183.0	159.0						
WDX 320D5S32	★	28.5	248.0	188.0	164.0						
WDX 300D5S40	★	29.0	248.0	178.0	154.0						2
WDX 310D5S40	★	29.5	253.0	183.0	159.0						
WDX 320D5S40	★	30.0	258.0	188.0	164.0	54.0					
WDX 330D5S40	★	31.0	263.0	193.0	169.0		40.0	70.0	WDXT 094008		
WDX 340D5S40	★	32.0	268.0	198.0	174.0						
WDX 350D5S40	★	33.0	273.0	203.0	179.0						
WDX 360D5S40	★	34.0	278.0	208.0	184.0						

★ = Worldwide Warehouse Item





SUMITOMO

CARBIDE - CBN - DIAMOND

Sumitomo Electric Carbide, Inc.

Headquarters

1001 Business Center Drive
Mount Prospect, IL 60056-2181
P.O. Box 545, Mt. Prospect, IL 60056-0545
Phone: (800) 950-5202
Phone: (847) 635-0044
Fax: (847) 635-7866
<http://www.sumicarbide.com>

Sumitomo Electric Tool Engineering Center

5637 S. Westridge Drive
New Berlin, WI 53151
Phone: (800) 950-5202

Cincinnati Branch

4450 Carver Woods Drive
Cincinnati, OH 45242-5545
Phone: (800) 879-1887
Phone: (513) 891-4000
Fax: (513) 794-2911

Torrance Branch

21221 South Western Avenue
Suite 200
Torrance, CA 90501
Phone: (800) 950-5202
Fax: (310) 782-0211

Detroit Branch

14496 Sheldon Road #230
Plymouth, MI 48170
Phone: (800) 239-5177
Phone: (734) 451-0200
Fax: (734) 451-5338

Huntsville Branch

5650 Sanderson Street NW
Suite J
Huntsville, AL 35805
Phone: (256) 895-2845
Fax: (256) 895-3150

Sumicarbide Canada, Inc.

2600 Skymark Avenue
Building 6, Suite 103
Mississauga, ON L4W 5B2
Canada
Phone: (905) 282-9986
Fax: (905) 282-9984



For more information log onto:
www.sumicarbide.com